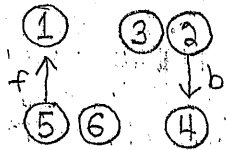
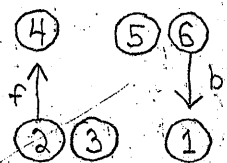


1. BOX STEP

LEADER:
Begin with l+r feet at 5+6, step forward on 1, l r l r l r.

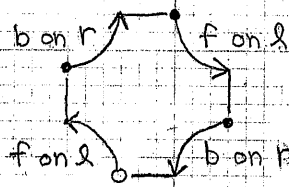


FOLLOWER:
Begin with l+r feet at 5+6, step backward on 1, l r l r l r.



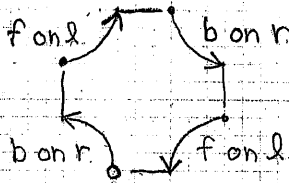
2. left-ROTATIONS

LEAD



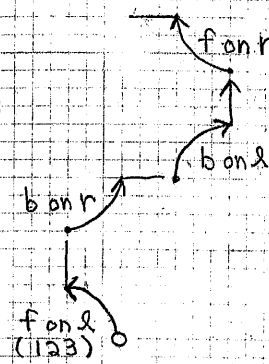
hint: keep turning this page so it always faces the same direction, even though you are rotating.

FOLLOW

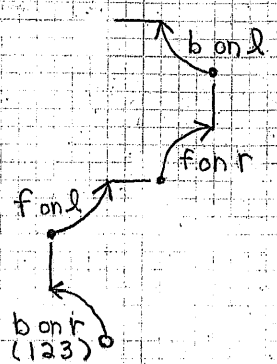


6? QUARTER-ROTATIONS, moving

LEADER

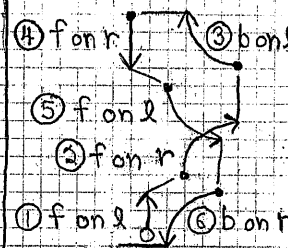


FOLLOWER

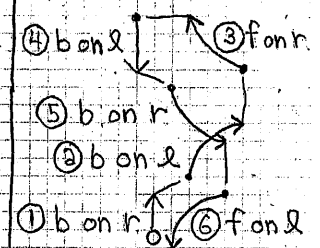


4. preparation for FORWARD-ROTATIONS

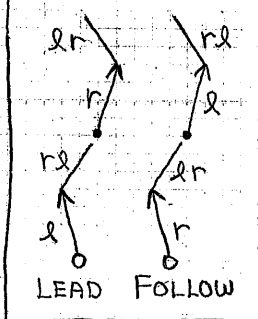
LEADER



FOLLOWER

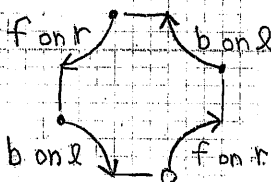


* forward-DIAGONAL

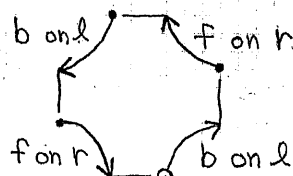


3. right-ROTATIONS


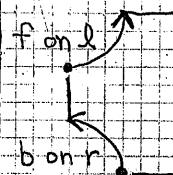
LEAD



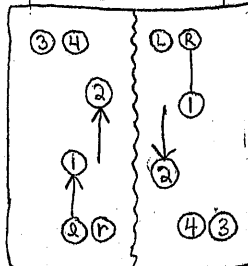
FOLLOW



5. QUARTER-ROTATIONS, moving



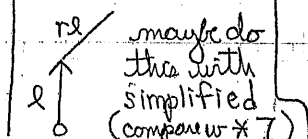
(later) Two-STEP



• f R R R R f L L L L
R-rotation L-rotation

L-rotn < if f on l
if b on r } for LEAD & FOLLOW
R-rotn < if b on l
if f on r }

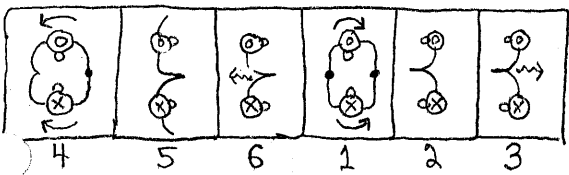
7? forward-DIAGONAL



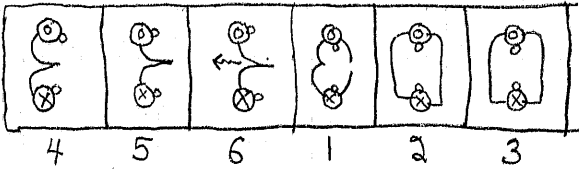
• QUARTER-ROTATIONS: L L R R — ?
f R R L L — ?

• FORWARD ROTATIONS: f R R f L L

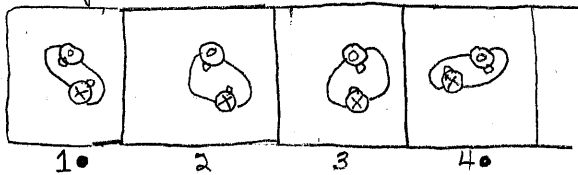
SIDE-CROSS



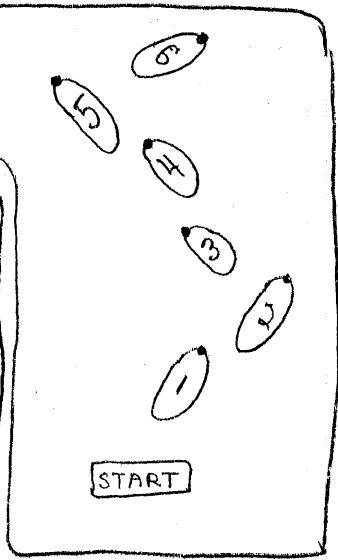
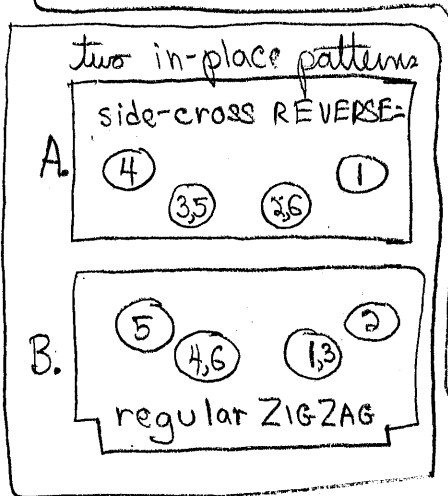
SIDE-SWING (LOD in →)



in-place ZIG ZAG

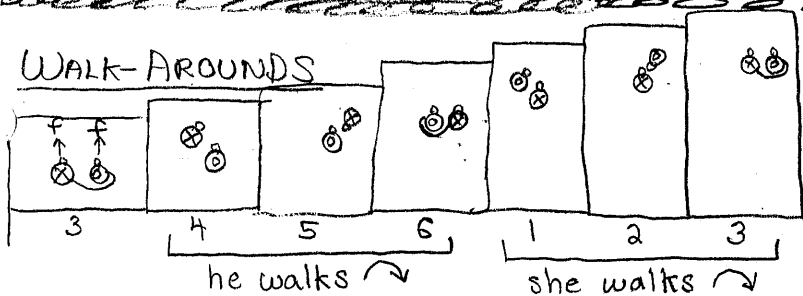


LEAD-FOOTWORK
for moving ZIG ZAG

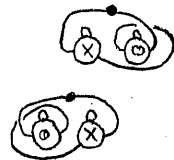


also = double-swing, whips

WALK-AROUNDS




cuddles



(or reverse)
LEAD-FOLLOW roles

sweetheart



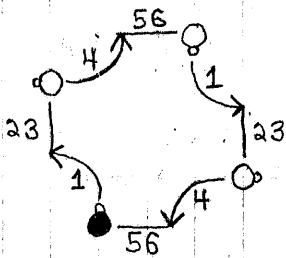
also = hammerlock
back-to-back
face-to-face

skater's
bow tie
face-to-face
her behind
him behind

QUARTER-ROTATIONS

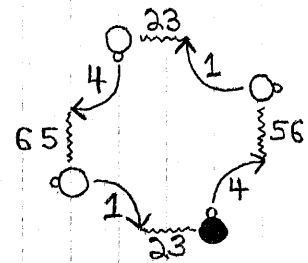
These diagrams show the movement-direction of leader; ● is the initial starting point (and facing-direction) of leader.

LEFT-ROTATIONS



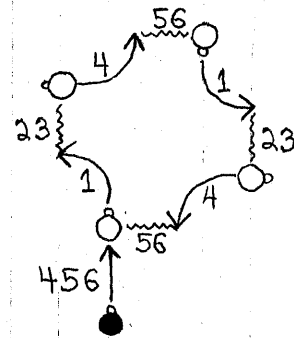
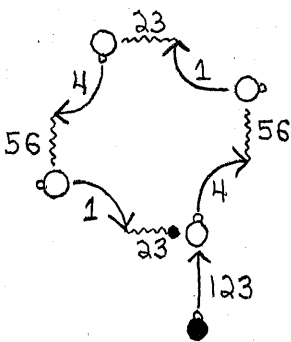
On 1-counts, LEADER steps F on l,
FOLLOWER steps B on r.
On 4-counts, LEADER steps B on r,
FOLLOWER steps F on l.

RIGHT-ROTATIONS

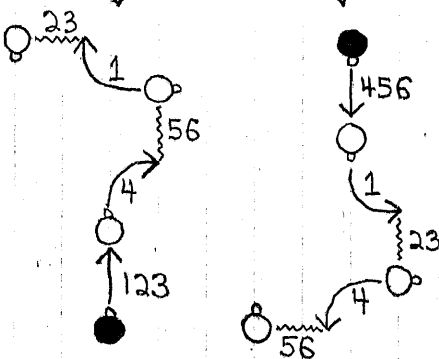


On 4-counts, LEADER steps F on r,
FOLLOWER steps B on l.
On 1-counts, LEADER steps B on l,
FOLLOWER steps F on r.

1 2 3 4 5 6 1 2 3 4 5 6 1 2 3 4 5 6 1 2 3 4 5 6 1 2 3 4 5 6
 Forward R-rotn R-rotn R-rotn R-rotn Forward L-rotn L-rotn L-rotn L-rotn

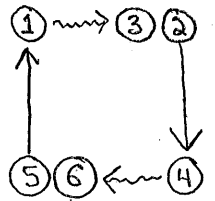

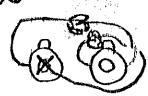


1 2 3 4 5 6 1 2 3 4 5 6 1 2 3 4 5 6
 F R R F L L



NEW PICTURES U

41-R



O1-WRF

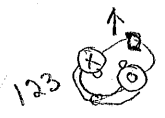
1 1

35 x 26

4

O2-C

51-W



11-W, 45°

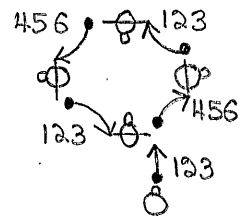
REGULAR W, 11-W
W in outside,
(W in outside),
double-rotns, 12-W

ROTATION DRILL

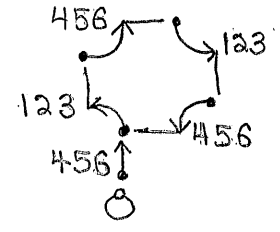
123 456 123 456 123
forward R R R R
4 R-rotations

STEPS 16-30

456 123 456 123 456
fwd L-rotn L-rotn L-rotn L-rotn
L1 L2 L3 L4



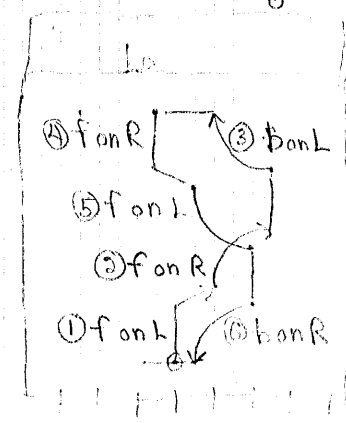
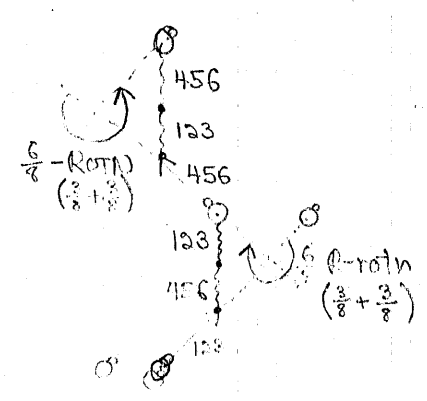
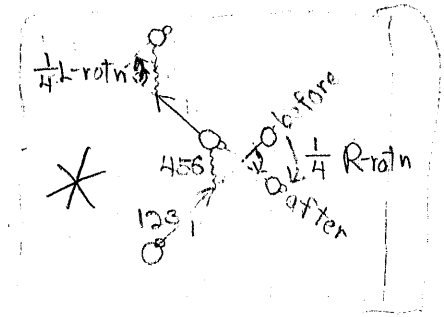
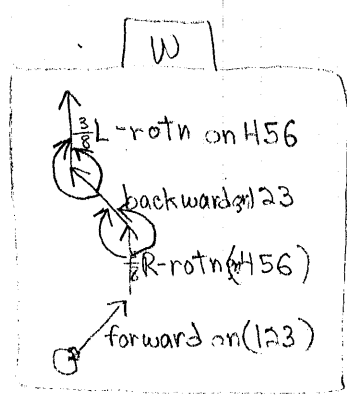
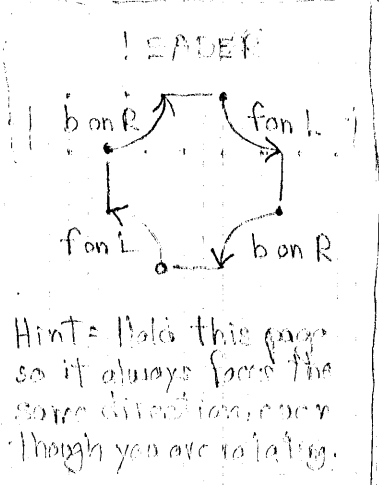
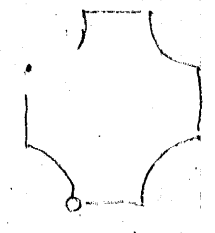
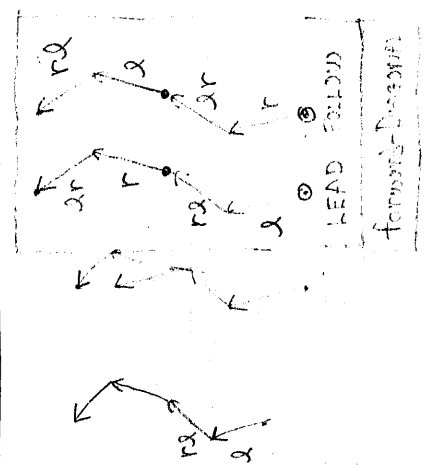
STEPS 1-15



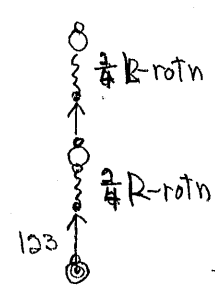
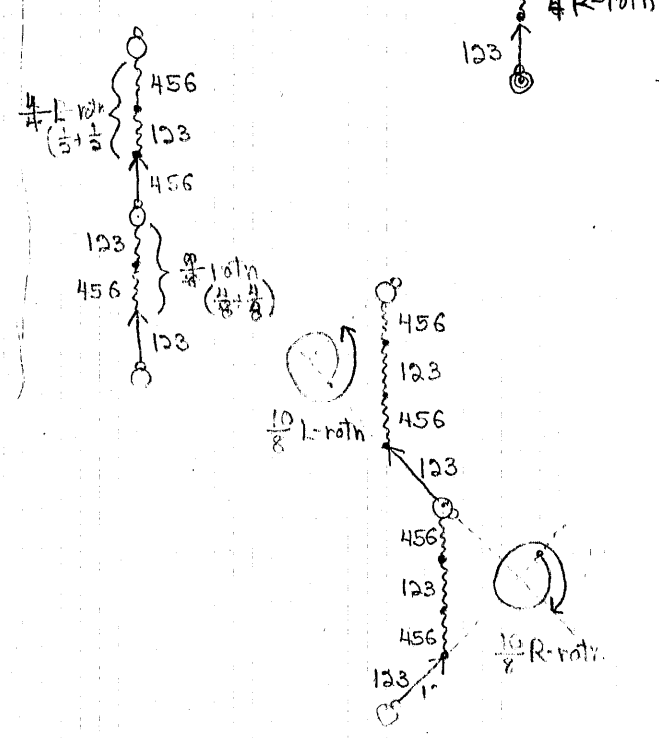
STEPS 16-30


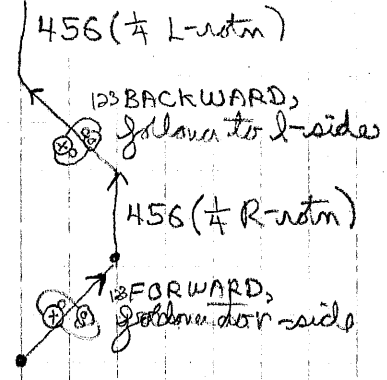
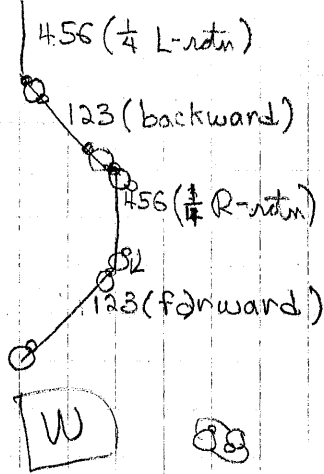
1 2 3 4 5 6 1 2 3 4 5 6 1 2 3 4 5 6

f L L L L
R-rotation
L-rotation



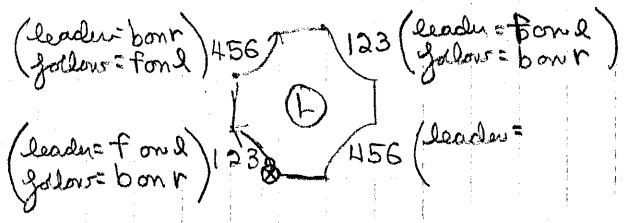
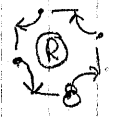
Preparation for FORWARD-ROTATIONS



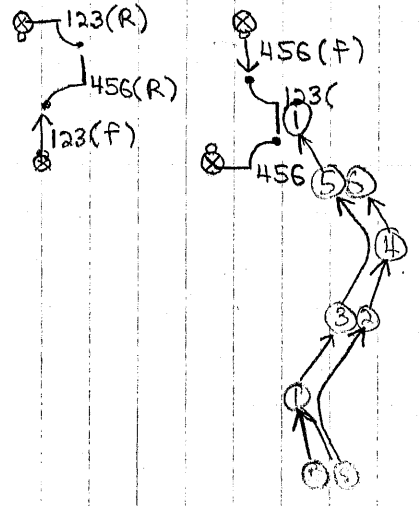


LEADER	rotation on 123 (l rd)	rotation on 456 (r rd)
L-rottn	on 1-count, steps forward on l-foot	on 4-count, steps b on r-foot
R-rottn	on 4-count, steps b on l-foot	on 4-count, steps f on r-foot

$\frac{123}{f}$ $\frac{456}{r}$ $\frac{123}{r}$ $\frac{456}{r}$ $\frac{123}{r}$ $\frac{456}{f}$ $\frac{123}{l}$ $\frac{456}{l}$ $\frac{123}{l}$ $\frac{456}{l}$



$\frac{123}{f}$ $\frac{456}{r}$ $\frac{123}{r}$ $\frac{456}{f}$ $\frac{123}{l}$ $\frac{456}{l}$



LEADER always with 2 + r foot at 5 + 6, step forward 1, 2, 3, 4, 5, 6

